


**Z9K : SRA INTERFACE WIRING LOOMS**



| REF | PART NUMBER | QTY | DESCRIPTION           |
|-----|-------------|-----|-----------------------|
| 1   | 3Z9N69430C  | 1   | Geabox display loom   |
| 2   | 3Z9K69432C  | 1   | Gearbox loom          |
| 3   | 3Z9K69461C  | 1   | Gearbox oil pump loom |
| 4   |             |     |                       |
| 5   |             |     |                       |
| 6   |             |     |                       |
| 7   |             |     |                       |
| 8   |             |     |                       |
| 9   |             |     |                       |
| 10  |             |     |                       |
| 11  |             |     |                       |
| 12  |             |     |                       |
| 13  |             |     |                       |
| 14  |             |     |                       |
| 15  |             |     |                       |


## GEARBOX OIL PUMP LOOM ASSEMBLY

A

You can see thereafter how to connect the gearbox oil pump loom. The pump start when the gearbox oil temperature exceed 70°.


A

The ring terminal, with the blue sign, has to be connected to the ground of the battery .



**A**

The ring terminal, with the red sign, has to be connected to the power of the fuse box



Connect each flat cable terminal to the pump (behind the cap), and pay attention to respect polarities (red on +, blue on -)

